

TIMBER STORMPROOF CASEMENT

Designed with performance in mind



Compass' Timber Stormproof Casement window with a lipped sash takes inspiration from classical cottage windows combined with modern technology, to offer a stylish design with unrivalled performance.

Features

- Manufactured from selected solid timbers; softwood, hardwoods and engineered timbers.
- 92mm Framing for improved thermal efficiency.
- Dual gasket seals for improved weathering & acoustic performance.
- Low E glass units in compliance with BS EN 1279 & BS EN 356 performance.
- 3 coats of high quality microporous water based paint.
- Comprehensive range of translucent and opaque paint finishes available.
- Trickle Ventilation options available.
- Q wood internal & external astragal bars bonded to glass with high quality 3m tape.
- General Performance: BS6375 Year 2009 (Pt 1, 2 & 3).
- Enhanced Security: PAS 24.2016

TOP HUNG	SASH DIMENSIONS
MIN SASH HEIGHT	350MM
MAX SASH HEIGHT	1500MM
MIN SASH WIDTH	400MM
MAX SASH WIDTH	1500MM
SIDE HUNG	SASH DIMENSIONS
MIN SASH HEIGHT	400MM
MAX SASH HEIGHT	1500MM
MIN SASH WIDTH	400MM
MAX SASH WIDTH	1500MM

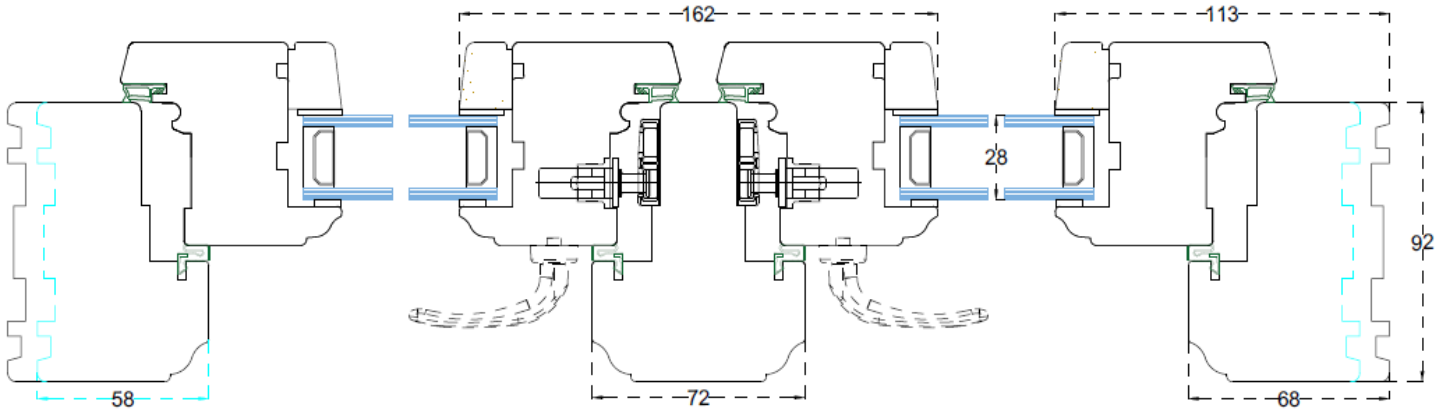
Weight Limits- Subject to hinge type specified.
Fire Egress Minimum Clear Opening 0.33m².

HIGH PERFORMANCE STORM CASEMENT | DOUBLE GLAZED 28mm

Also Available in Triple Glazed 32/44mm

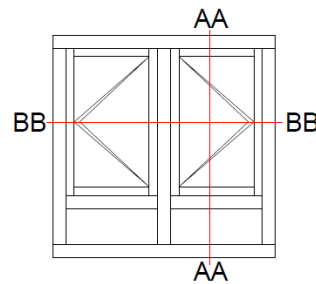
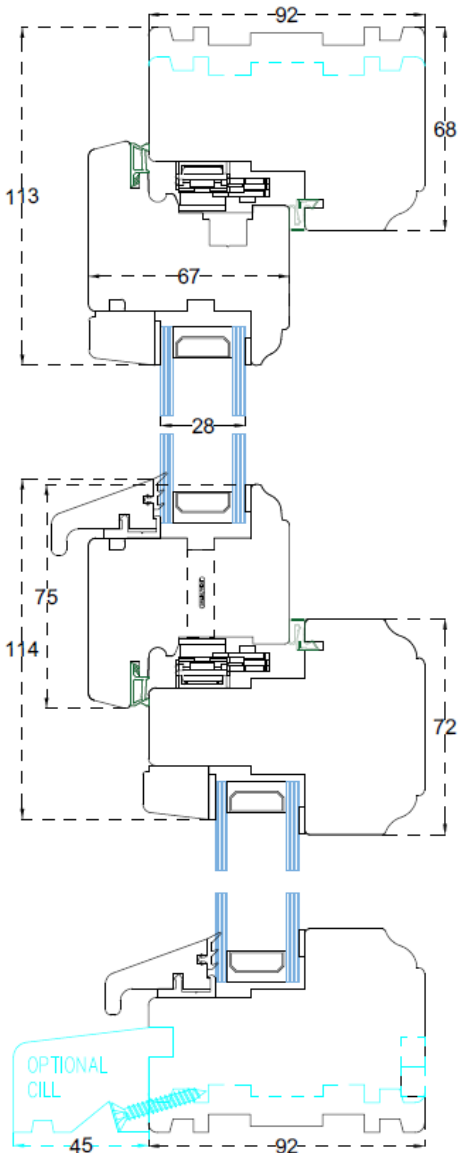
Horizontal Section

BB



Vertical Section

AA



FRAME SIZE	SASH OPTION	GLASS	U-VALUE
58/68mm x 92mm	67mm	28mm(D/G)	1.3 W/m ² K
58/68mm x 92mm	67mm	32mm(T/G)	1.0 W/m ² K
58/68mm x 92mm	78mm	44mm(T/G)	0.9 W/m ² K



DRAWING REF: CWD-T-HPSC-DG-CD-HV

Leading Manufacturer since 1977,
Outstanding Quality & Craftmanship,
bringing your ideas to life